

Text Matthew 2:1-12
Focus When you look for Jesus, you will find
 Him
Verse Jeremiah 29:13 “And you will seek Me
 and find *Me . . .*” NKJV

Songs of Praise and Worship

Prayer/Offering

Story 1 The Wise Men (Bible)

Craft 1 Wise Men (coloring)

Snack Time

Story 2 James (people)

Craft 2 James (stickers)

My Bible Verse

Story 3 You Will Find Him (tell me)

Craft 3 Heart (bracelet)

Story 4 They Found Jesus (show and tell)

Craft 4 Star (gluing)

The Wise Men

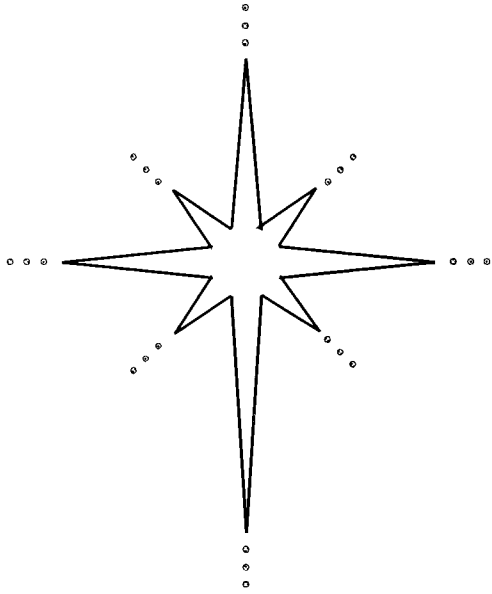
Matthew 2:1-12

Prison Scene (used as common home scene), Purple Board, Desert Overlay, Joseph Facing Left (21), Wise Men on Camels (82), Wise Men Kneeling (88A), Mary (99), Young Jesus (110), Star (177), City (204), Table (227), Window (230A), Chair (231), Chair (232)

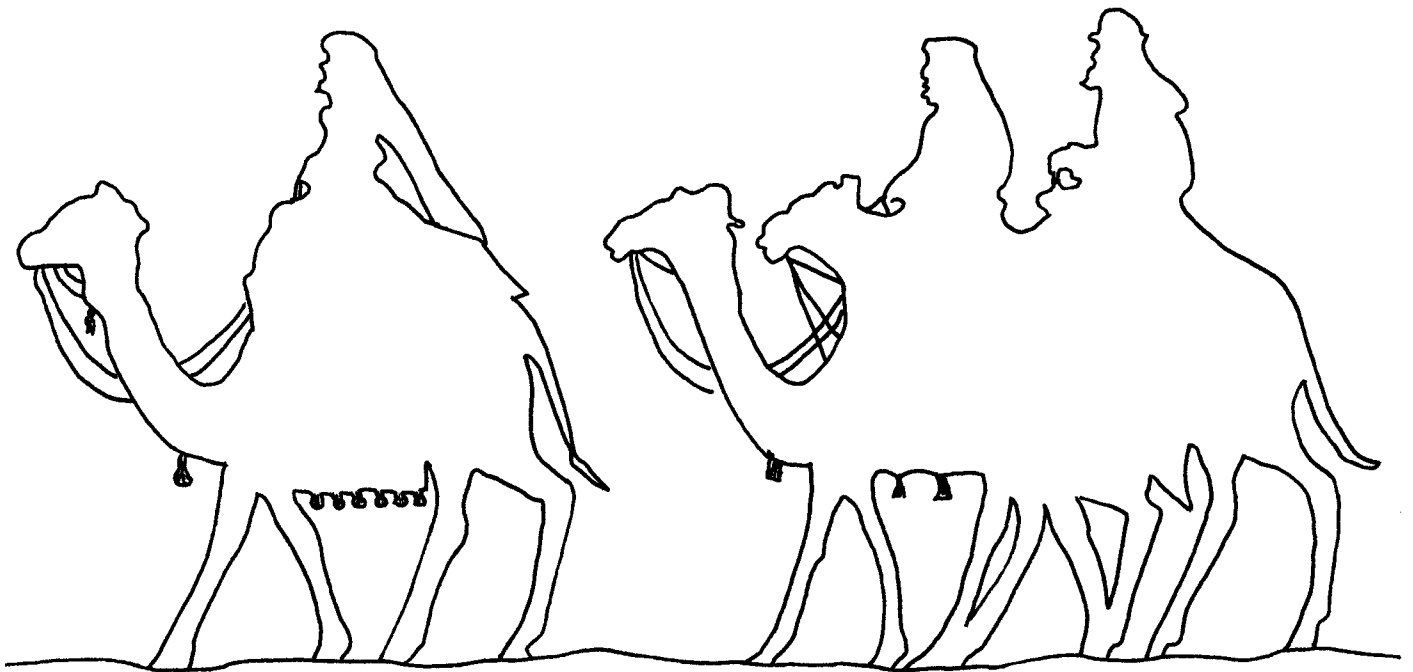
1. **Wise men came looking for God's Son, Jesus.** *Display Purple Board, Desert Overlay, Star, Wise Men on Camels, City.*
 - A. They came from a far away place.
 - B. The wise men were following a special star from God.
 - C. They were looking for Jesus with all of their hearts.

2. **God led the wise men to Jesus.** *Display Prison Scene (used as common home scene), Window, Table, Chairs, Joseph Facing Left, Wise Men Kneeling, Mary, Young Jesus.*
 - A. The star from God showed them where Jesus was.
 - B. They found Jesus and gave Him wonderful presents.
 - C. They worshiped Jesus with gladness.

3. **When you look for Jesus, you will find Him.**
 - A. Jesus is waiting just for you.
 - B. You can give Jesus your heart.



God led the wise men
to Jesus



James


James and his daddy were putting ornaments on the Christmas tree. They were talking about Christmas and about the wise men.

“Daddy,” said James, “why did the wise men come so far to find Jesus?”

“Because they knew that Jesus was the King from heaven. They knew he was God’s Son.”

“Daddy, if I was one of the wise men, I would look for Jesus too.”

Daddy smiled. “James, you have already found Jesus. You asked Him into your heart. Any boy or girl who looks for Jesus will find Him, just like you did.”



Any boy or girl who looks for Jesus will find Him

You Will Find Him

Can you tell me . . . who did the wise men look for?

Pause briefly. **Jesus.**

Can you tell me . . . did the wise men find Jesus? *Pause*

briefly. **Yes, they did.**

Can you tell me . . . when you look for Jesus, will you

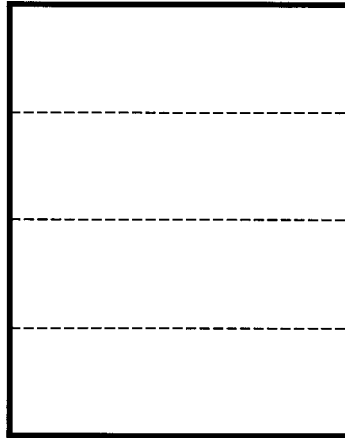
find Him? *Pause briefly.* **Yes, you will find Him.**

Copy this page with "Hearts" onto red paper. Cut out "Hearts." Punch hole at small circle. Thread piece of ribbon through hole. Have children string paper beads on ribbon. Tie ends to make bracelet. Make paper beads per the page titled "Instructions for Paper Beads."

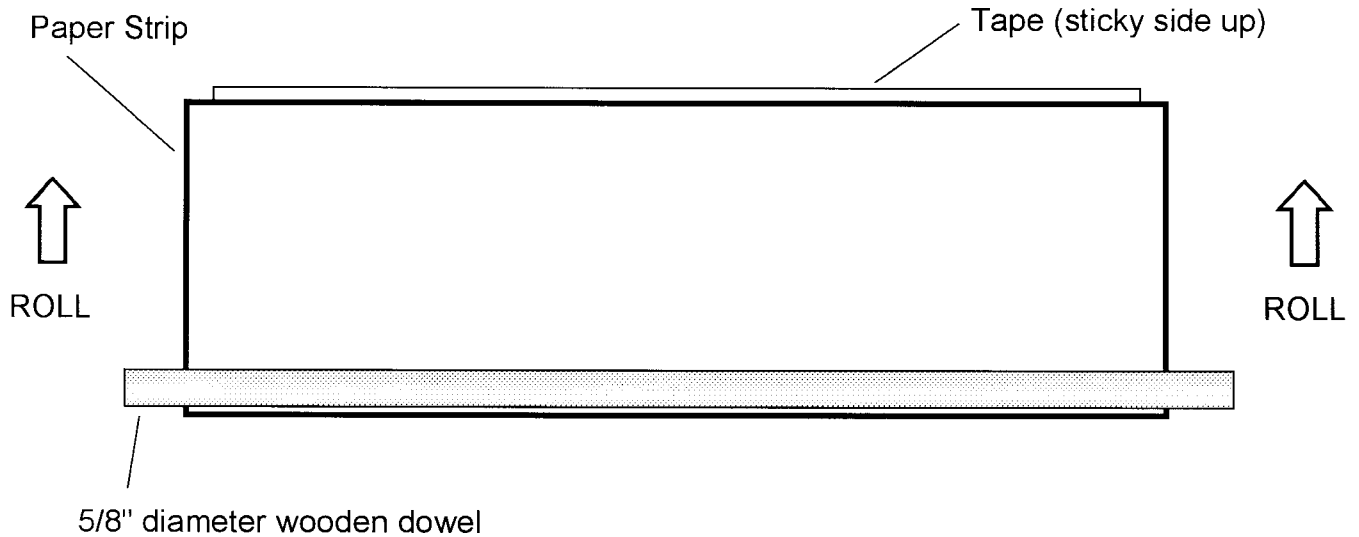


Instructions for Paper Beads

Cut a full sheet of colored paper into four equal strips as shown below. Cut at locations shown by dotted lines. NOTE: One full sheet makes enough paper beads for 2 children.



Lay paper strip on flat surface. Place tape along long edge of paper strip. Turn paper strip over so sticky side of tape is up as shown below. Use 5/8" diameter wooden dowel to roll paper into a tube. Tape will hold paper tube together. Remove dowel.



Cut paper tube into six paper beads as shown below. Cut at locations shown by dotted lines.



They Found Jesus

Preparation:

Before class, make a “Special Star” per the page titled “Instructions for Special Star.” Bring the “Special Star” and a flashlight to class to use as visual aids for this Show and Tell.

During class, as you speak, hold the “Special Star” in front of the children. Make sure the star-shape is facing the children. Shine the flashlight on the “Special Star” from behind to make it light up.


What to Tell Them:

Once there were wise men who were following a special star from God. They wanted to find God’s Son. God led them right to little Jesus. They found Jesus and gave Him wonderful presents. They worshiped Jesus with gladness.

When you look for Jesus, you will find Him. Jesus is waiting just for you. You can give Jesus a wonderful present. You can give Him your heart.

Instructions for Special Star

Copy or draw the star pattern below onto the middle of black construction paper. Carefully cut out, leaving a star-shaped hole in the black paper. Tape a piece of thin white paper over the star-shaped hole.



Copy this page with "Star" onto yellow paper. Cut out "Star." Have children glue "Star" onto black construction paper.

