

Text Acts 16:22-26, Ephesians 5:19,
Colossians 3:16
Focus When you sing praises to God, the door
of heaven opens
Verse Psalm 47:6 "Sing praises to God . . ." NKJV

Songs of Praise and Worship

Prayer/Offering

Story 1 Paul and Silas Sing in Jail (Bible)

Craft 1 Paul and Silas (coloring)

Snack Time

Story 2 Annika Opens the Door (people)

Craft 2 Annika (stickers)

My Bible Verse

Story 3 Bird Song (show and tell)

Craft 3 Bird (building)

Story 4 I Will Sing to You O Lord (song)

Craft 4 Drum (bracelet)

Paul and Silas Sing in Jail

Acts 16:22-26, Ephesians 5:19, Colossians 3:16

Prison Scene, Paul (32), Silas (63), Stones (211), Jail Door (236), Chains (311)

- 1. Paul and Silas are in jail even though they have not done anything wrong. They are in the darkest part of the jail.**
Display Prison Scene, Jail Door, Stones (to fill in above Jail Door), Paul, Silas, Chains (for feet).
 - A. Paul and Silas are praying and singing songs to the Lord from their hearts.
 - B. They are glad they belong to Jesus.
 - C. All of the other prisoners are listening.

- 2. A great earthquake shakes the jail.**
 - A. The power of God has come.
 - B. The jail doors open. *Remove Jail Door, Chains.*
 - C. The chains on Paul's and Silas' feet fall off.

- 3. When you sing praises to God, the door of heaven opens.**
 - A. Then the power of God comes to help you.



Paul and Silas sing songs of praise

Annika Opens the Door

Annika was happy that Grandma was coming to visit. She loved her Grandma. Soon Annika heard a car drive up. Mommy said, “Annika, Grandma is here. Would you like to open the front door for her?”

“Yes,” said Annika. She opened the door and there stood Grandma! Then Annika said, “Come in Grandma. I opened the door for you!”

Grandma came in and gave Annika a big hug. Then Grandma said, “Annika, you just reminded me of something I heard in church. When you opened the door for me, I came in. When we sing praises to God, we open the door to heaven. Then the power of God comes to help us.”

When we sing
praises to the
Lord, we open the
door to heaven



Bird Song

Preparation:

Before class, prepare a sample of the craft, "Bird." Bring the sample "Bird" craft to class and use it as a visual aid for this Show and Tell.

What to Tell Them:

Do you like to hear birds singing? God gave them their song. God gave you a very special song to sing, too. It's a song of love for Jesus. It's a song of praise! The power of God comes when you sing praises to the Lord. Singing praises opens the door to heaven. Then the power of God can help you.

Instructions for Bird

Materials Per Child:


- one "Bird" (see Preparation section)
- one 10-inch x 10-inch piece of tissue paper

Preparation:

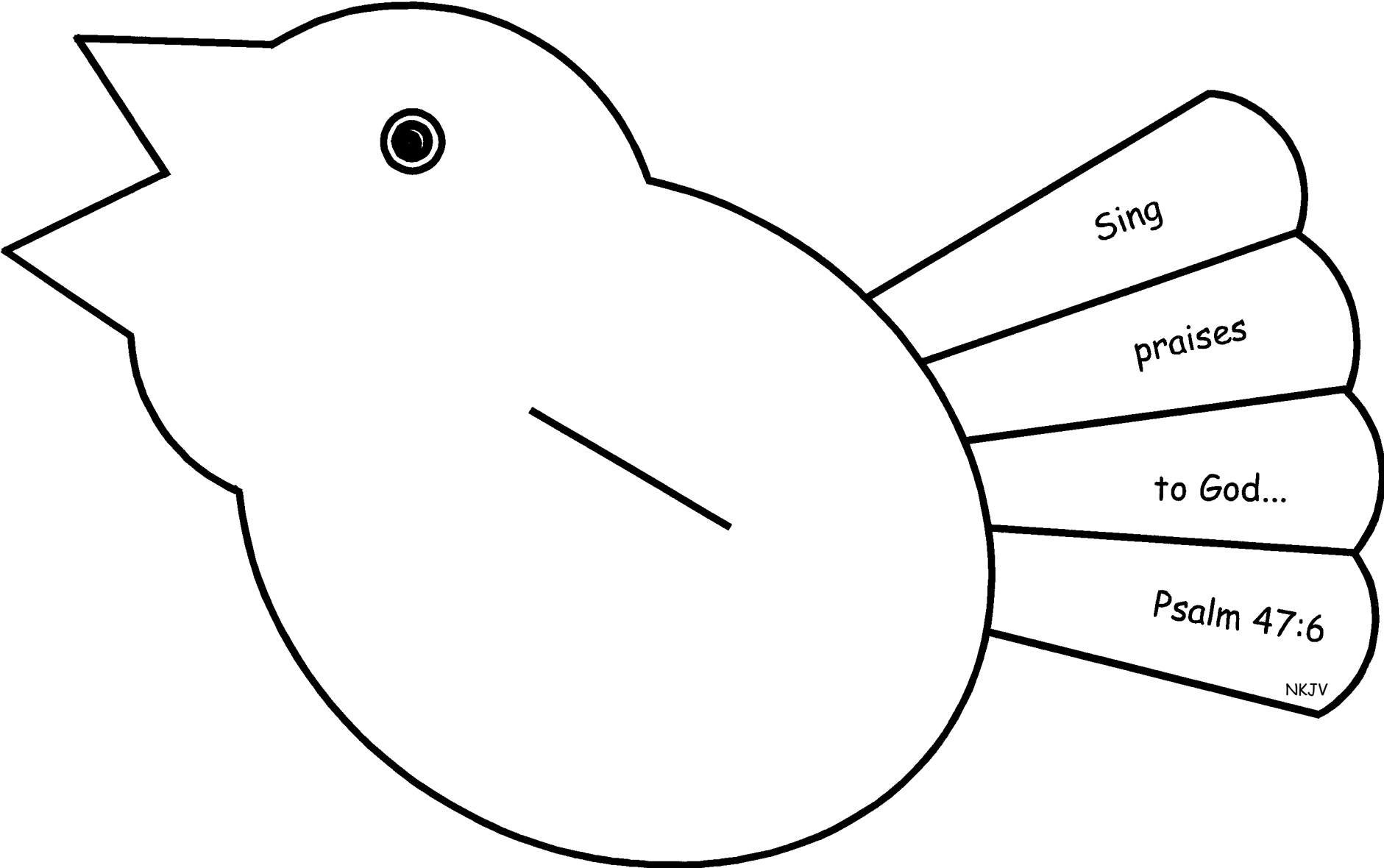
Before class, make a "Bird" for each child. Copy the page titled "Pattern for Bird" onto colored paper. Cut out each "Bird." Cut a slot in the center of each "Bird." Fold the tissue paper, accordion style, to use as wings. Bring all materials to class.

What to Do:

During class, have children put the folded tissue paper through the slot, leaving an even amount on each side of their "Bird." Have the children spread the paper out on each side to make wings as shown below.



Pattern for Bird

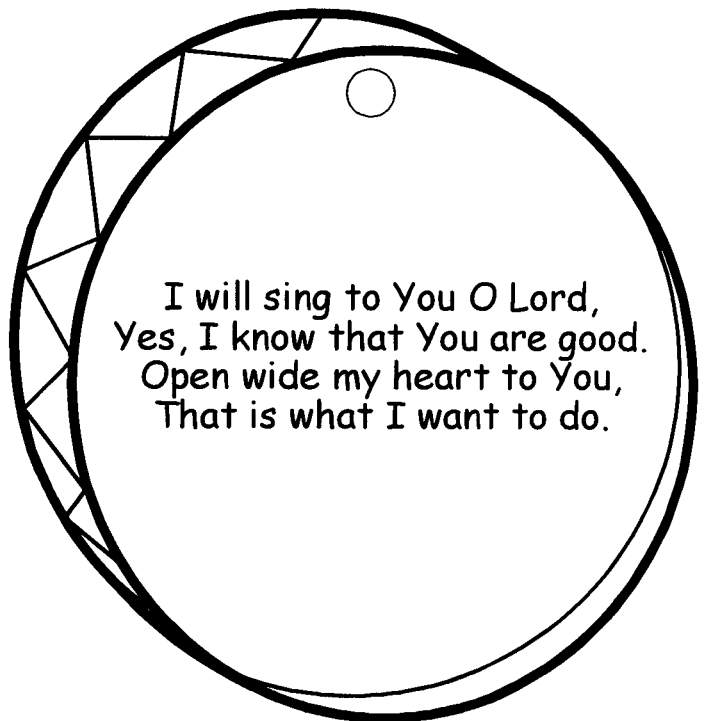





I Will Sing to You O Lord

(Sung to the tune of "Jesus Loves Me")

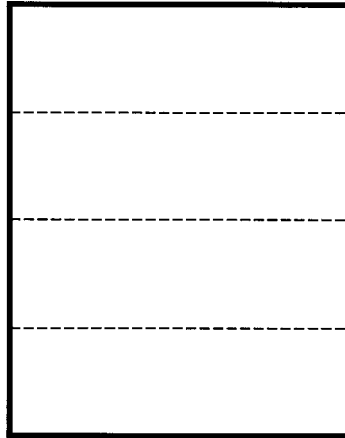
I will sing to You O Lord,
Yes, I know that You are good.
Open wide my heart to You,
That is what I want to do.

Copy this page with "Drums" onto colored paper. Cut out "Drums." Punch hole at small circle. Thread piece of ribbon through hole. Have children string paper beads on ribbon. Tie ends to make bracelets. Make paper beads per the page titled "Instructions for Paper Beads."

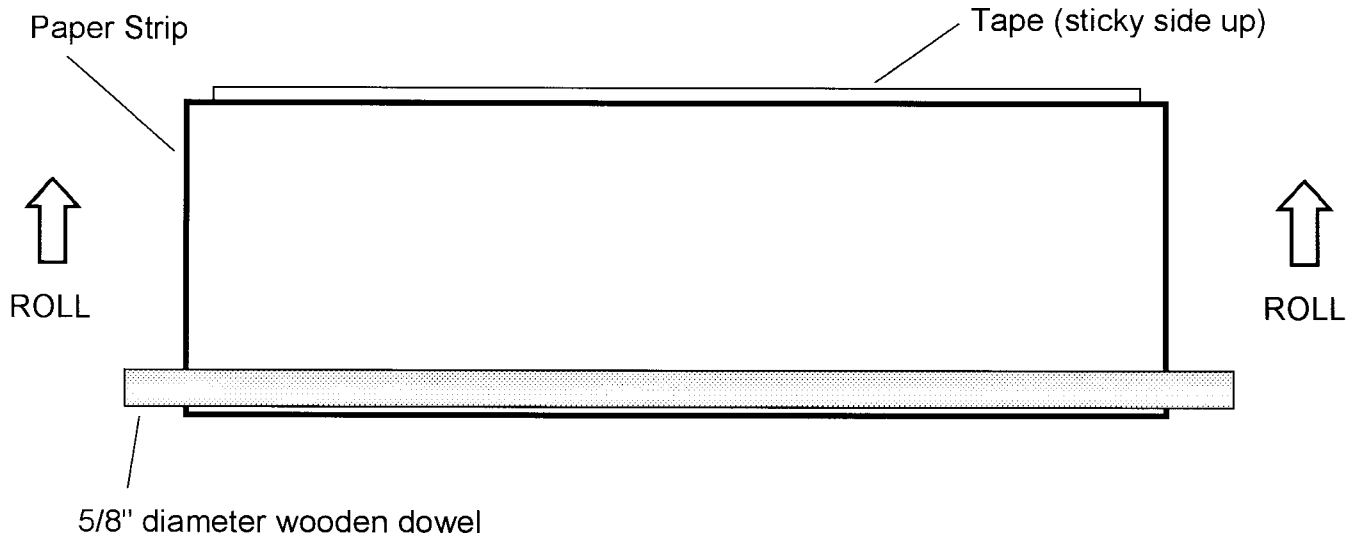


Instructions for Paper Beads

Cut a full sheet of colored paper into four equal strips as shown below. Cut at locations shown by dotted lines. NOTE: One full sheet makes enough paper beads for 2 children.



Lay paper strip on flat surface. Place tape along long edge of paper strip. Turn paper strip over so sticky side of tape is up as shown below. Use 5/8" diameter wooden dowel to roll paper into a tube. Tape will hold paper tube together. Remove dowel.



Cut paper tube into six paper beads as shown below. Cut at locations shown by dotted lines.

