

Text Acts 9:1-15, Ephesians 1:3-6
Focus Jesus chose you as His favorite one
Verse John 15:16 “. . . I chose you . . .”^{NKJV}

Songs of Praise and Worship

Prayer/Offering

Story 1 Saul Meets Jesus (Bible)

Craft 1 Saul (coloring)

Snack Time

Story 2 Heidi Chooses Her Favorite (people)

Craft 2 Heidi (stickers)

My Bible Verse

Story 3 Visit From Saul (acting)

Craft 3 Award (bracelet)

Story 4 His Favorite Ones (show and tell)

Craft 4 Chose Me (coloring)

Saul Meets Jesus

Acts 9:1-15, Ephesians 1:3-6

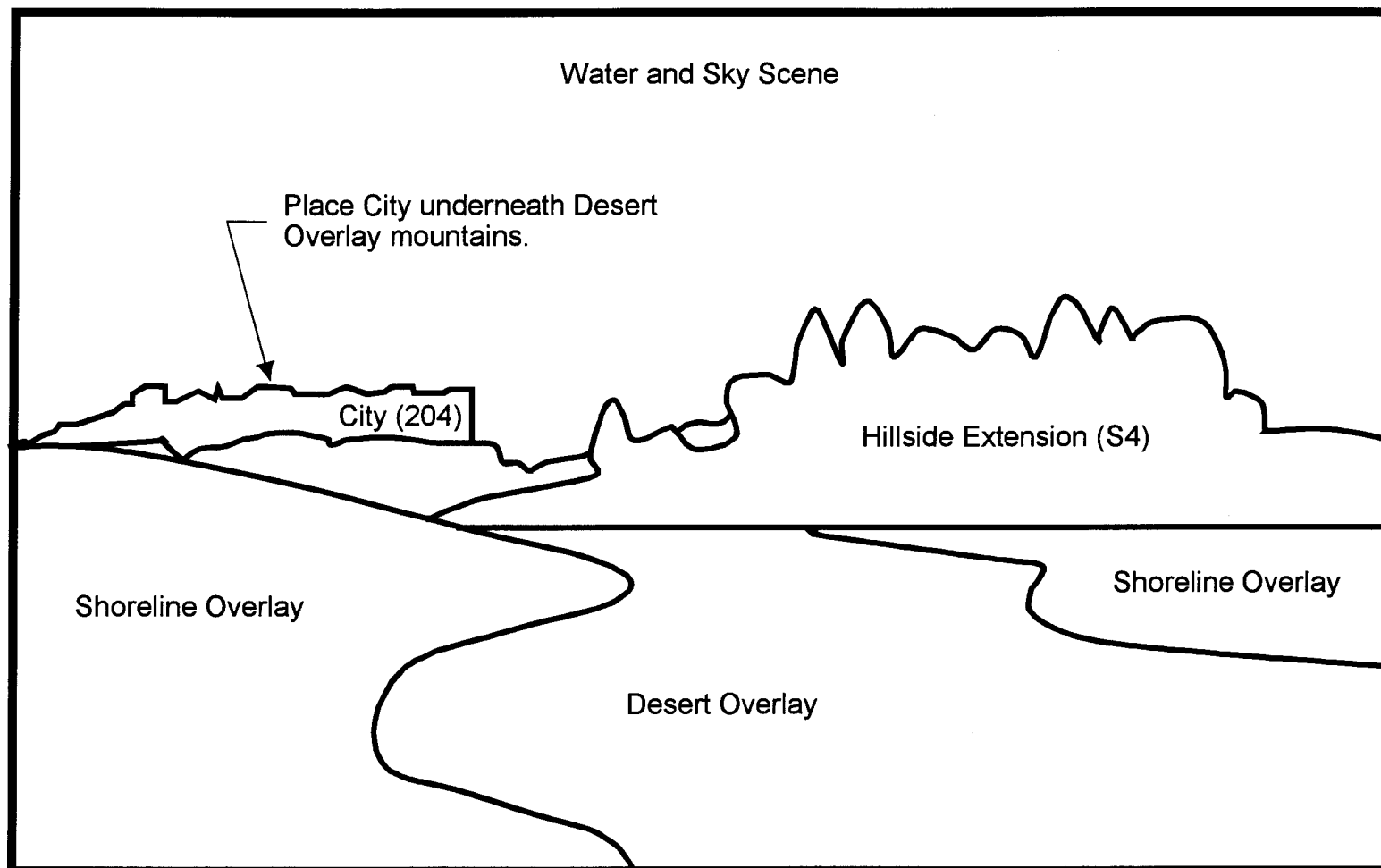
Water and Sky Scene, Shoreline Overlay, Desert Overlay, Saul Standing (32), Saul Kneeling (73), Glory Cloud (173), City (204), Hillside Extension (S4)

1. **Saul is a young man who is against Jesus.** *Display Water and Sky Scene, Shoreline Overlay, Desert Overlay, Hillside Extension, City (setup as shown on the page titled "Instructions for Background Setup"), Saul Standing.*
 - A. He is on a road to put people in jail who believe in Jesus.
 - B. Suddenly, there is a bright light shining all around him from heaven. *Remove Saul Standing - Add Saul Kneeling, Glory Cloud (in sky).*
 - C. Jesus calls to Saul from heaven saying, "Saul, Saul why are you giving Me trouble?"
 - D. Saul asks, "Who are you, Lord?"
 - E. "I am Jesus. I have chosen you for a special job."


2. **Jesus chose Saul.**
 - A. Saul found out that Jesus is alive in heaven.
 - B. Saul became brand new inside. He was so different that he was soon called by a new name, Paul.
 - C. Saul was one of Jesus' favorite people.

3. **Jesus chose you as His favorite one.**
 - A. Jesus' favor is called grace.
 - B. You do not have to do anything except believe in Jesus to be His favorite person.

Instructions for Background Setup



These instructions are needed only if you are using felt visuals to tell the Bible Story.
Setup the background for the Bible Story "Saul Meets Jesus" as shown above.



Saul meets Jesus

Heidi Chooses Her Favorite

Heidi was going to visit her grandma for a week. Mommy asked Heidi, “What special toy do you want to take?”

Right away Heidi said, “Oh, I want to take my big bear!”

“Heidi, you always choose your big bear. Don’t you want to take one of your other toys this time?”

“No,” said Heidi, “I always choose my big bear because it’s my favorite.”

Mommy smiled and said, “Heidi, did you know that Jesus chose you? You are one of Jesus’ favorite people because you believe in Him.”

"Did you know that Jesus
chose you? You are one of
His favorite people."



Visit From Saul

Preparation:

Bring to class a colorful towel and a cloth strip long enough to tie around your head. First, place the towel over your head. Next, tie the cloth strip around the towel as a headband.

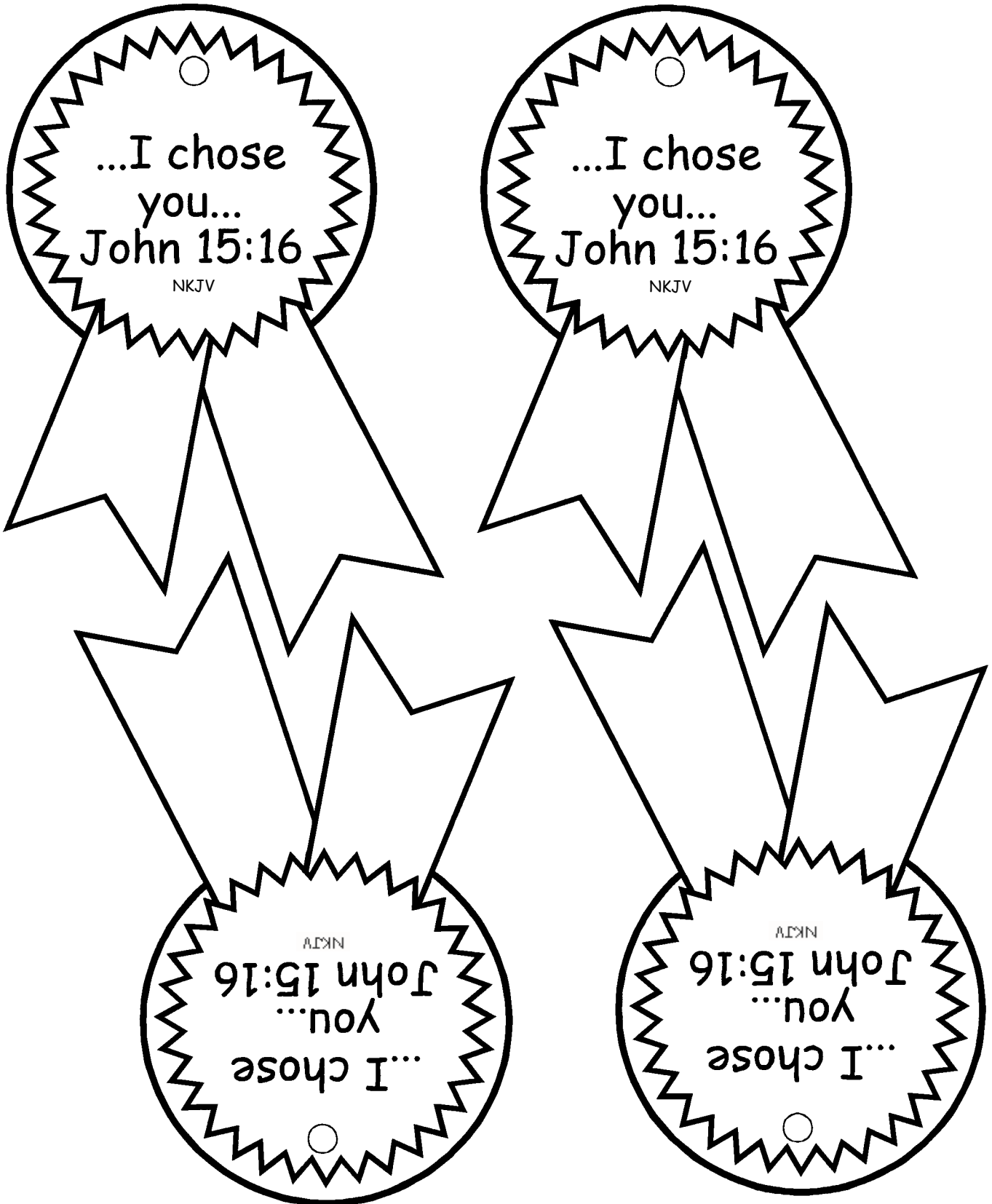
What to Tell Them:

I am going to pretend to be Saul. Can you pretend with me? *Speak the following with a man's voice.*

Hello, my name is Saul. Many people now know me as Paul. I was very angry with people who believed in Jesus. Then I met Jesus for myself. I was traveling on a road, when suddenly, a bright light appeared. Jesus spoke to me from heaven. He told me I was in danger because I was against Him. Well, right then and there I decided to make Jesus my Lord. Jesus told me that He had chosen me to be His preacher.

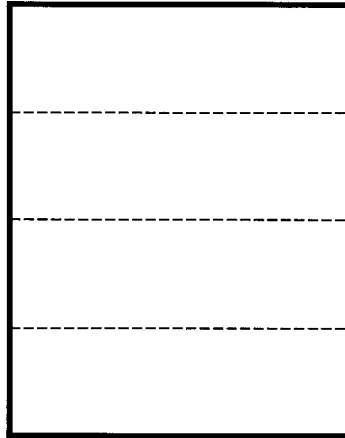
Girls and boys, Jesus has chosen you, too. You are Jesus' favorite ones because you believe in Him!

Copy this page with "Awards" onto colored paper. Cut out "Awards." Punch hole at small circle. Thread piece of ribbon through hole. Have children string paper beads on ribbon. Tie ends to make bracelets. Make paper beads per the page titled "Instructions for Paper Beads."

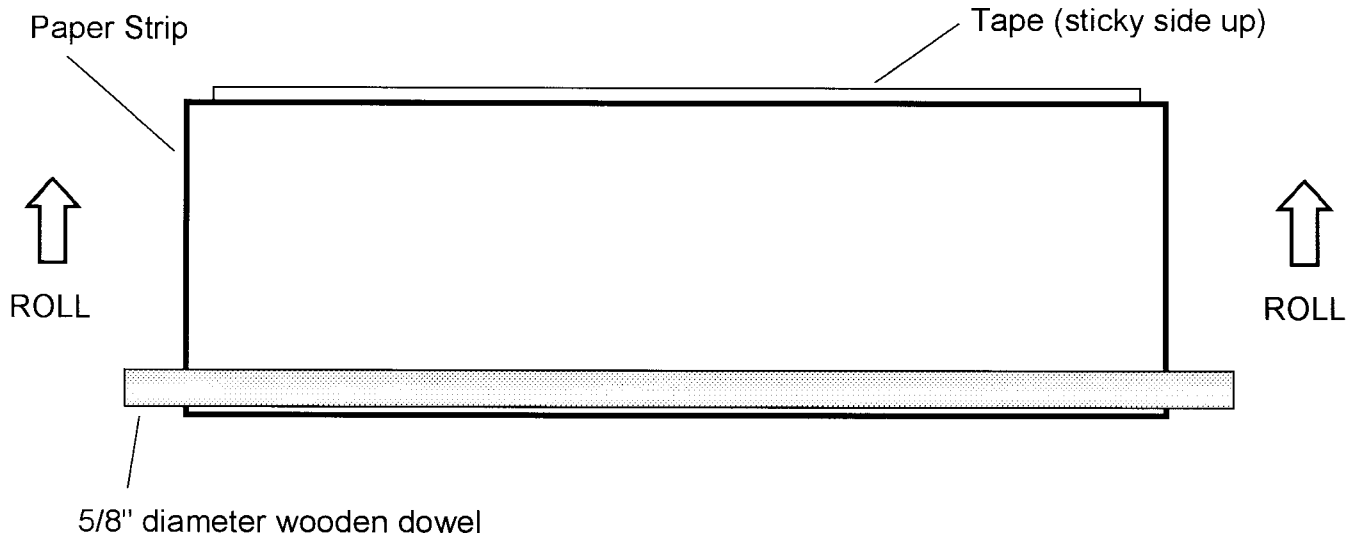


Instructions for Paper Beads

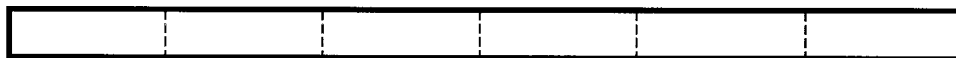
Cut a full sheet of colored paper into four equal strips as shown below. Cut at locations shown by dotted lines. NOTE: One full sheet makes enough paper beads for 2 children.



Lay paper strip on flat surface. Place tape along long edge of paper strip. Turn paper strip over so sticky side of tape is up as shown below. Use 5/8" diameter wooden dowel to roll paper into a tube. Tape will hold paper tube together. Remove dowel.



Cut paper tube into six paper beads as shown below. Cut at locations shown by dotted lines.



His Favorite Ones


Preparation:

Have the children sit down. Make sure there is an open area around you. Be prepared to call every child by name.

What to Tell Them:

Children, let's find out who is chosen by Jesus. Let's find out which of you is His favorite. *For the sake of simplicity in the following dialogue, we will call the children "Kasey, Michelle and Dillan."*

Kasey, Michelle and Dillan, you are chosen by Jesus. You are Jesus' favorites because you believe in Him. Come over here by me. *Continue the dialogue above until all children are called. Caution: If any child starts to feel left out, call them over immediately.*



Jesus
chose
me