

Text Luke 2:39-52, Proverbs 9:10
Focus Jesus showed you how to grow and to know God
Verse 2 Peter 3:18 “. . . grow in the grace and knowledge of our Lord . . .”^{NKJV}

Songs of Praise and Worship

Prayer/Offering

Story 1 Jesus as a Boy (Bible)

Craft 1 Jesus Studied (coloring)

Snack Time

Story 2 Timothy (people)

Craft 2 Timothy (coloring)

My Bible Verse

Story 3 Jesus' Mommy (acting)

Craft 3 Scroll (stickers)

Story 4 Grow, Grow, Grow (show and tell)

Craft 4 How to Grow (gluing)

Jesus as a Boy

Luke 2:39-52, Proverbs 9:10


Indoor Scene (used as temple scene), City Street Scene,
Throne Room Overlay (pillars only), Joseph (20B), Teacher in Nazareth (22),
Teacher in Temple (23), Teacher in Temple (38), Teacher in Temple (59),
Children (108), Jesus Standing (115), Jesus Sitting (117), Stool (234)

1. **Jesus grew every day, just like you.** *Display City Street Scene, Stool, Joseph, Teacher in Nazareth, Children, Jesus Sitting.*
 - A. Jesus grew in wisdom. He grew to know God.
 - B. He studied the Bible, just like other boys His age.
 - C. He learned about God, His Father, from the Bible.
 - D. Jesus pleased God and people.
 - E. Jesus grew tall and strong.

2. **When Jesus was twelve years old, He went with His parents to Jerusalem.** *Display Indoor Scene (used as temple scene), Throne Room Overlay (pillars only), Teachers in Temple, Jesus Standing.*
 - A. While He was there, His favorite place to go was the temple. The temple is like a church.
 - B. He talked with all of the teachers.
 - C. The teachers were amazed because Jesus understood the Bible. He told them many things about God.

3. **Jesus showed you how to grow and know God.**
 - A. Learn from the Bible like Jesus did.

Jesus studied the Bible, just
like other boys His age




Timothy

Timothy loved to sit with Daddy and read from his Bible storybook. One night, they read a story about Jesus as a boy.

Daddy said, "Timothy, did you know that you are growing just like Jesus did?"

"How, Daddy?"

"You are learning from the Bible and are growing in wisdom. That means that you are learning to know God. I believe that you please God by the way you act. You are also growing bigger every day. That sounds just like Jesus to me!"



You are growing just like Jesus did

Jesus' Mommy

Preparation:

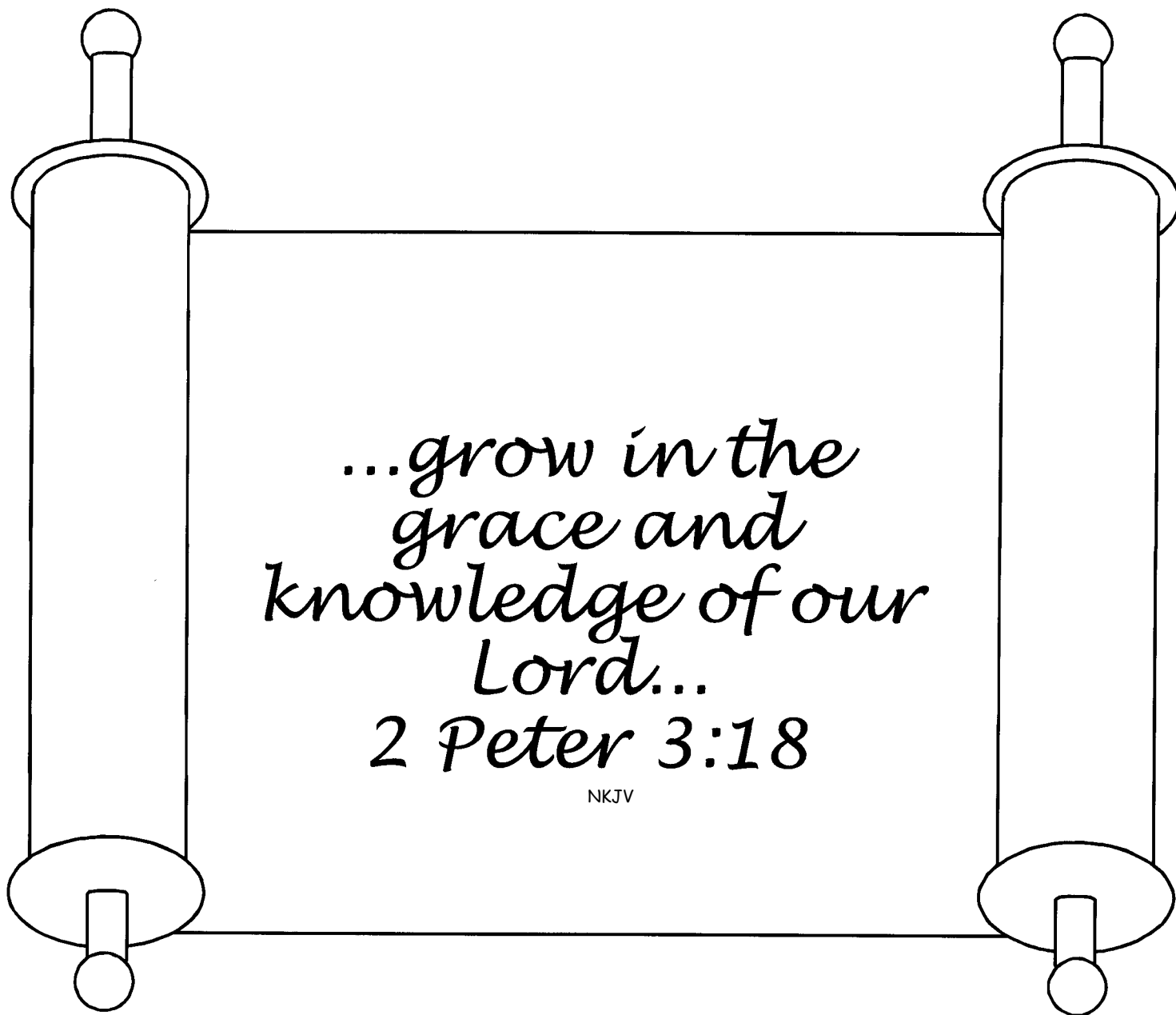
Bring to class a colorful towel and a cloth strip long enough to tie around your head. First, place the towel over your head. Next, tie the cloth strip around the towel as a headband.

What to Tell Them:

I'm pretending to be Jesus' mommy. Can you pretend with me? *Speak the following with a woman's voice.*

My name is Mary. Do you know what Jesus liked to do when He was a boy? He loved to hear about God. He wanted to learn from the Bible. He was kind when He played with the other boys and girls. They all liked Him.

You are learning from the Bible like Jesus did. You are growing in wisdom. That means that you are learning to know God.



*...grow in the
grace and
knowledge of our
Lord...
2 Peter 3:18*

NKJV

Grow, Grow, Grow

Preparation:

Before class, make a “Tree” per the page titled “Instructions for Tree.” Bring the “Tree” to class to use as a visual aid for this Show and Tell.

During class, as you speak, make the “Tree” grow. Reach inside the middle of the tube at the end with the slits, and slowly pull up on the inner-most part. The slitted sections of the “Tree” will spread out and look like leaves.

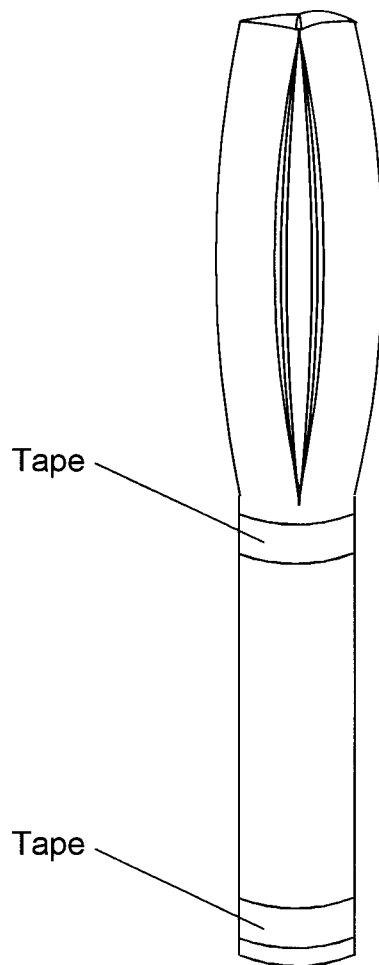
What to Tell Them:

We are going to pretend that this is a tree. Let’s watch the tree grow. The tree is growing bigger, just like you.


As Jesus grew bigger, He learned to know God, His Father. He wanted to learn from the Bible. Jesus pleased God. Jesus showed you how to grow and learn to know God. You can learn from the Bible like Jesus did.

Instructions for Tree

Stack six half-sheets of newspaper in a pile. Start from the short edge of the stack and roll sheets into a tube. Put tape completely around one end of the tube and around the middle of the tube. Cut four equally spaced slits in the end without tape. Cut the slits halfway down the tube.



Copy this page with "Face" and "Message Box" onto colored paper. Cut out "Face" and "Message Box." Have children glue "Face" onto the flap of lunch sack and glue "Message Box" onto front of sack below "Face."



Jesus showed me how to
grow and know God

Copy this page with "Face" and "Message Box" onto colored paper. Cut out "Face" and "Message Box." Have children glue "Face" onto the flap of lunch sack and glue "Message Box" onto front of sack below "Face."



Jesus showed me how to
grow and know God