

Text Luke 2:1-20  
Focus Jesus is God's gift of love to you  
Verse 1 John 4:10 "... He loved us and sent His Son . . . ." NKJV

## Songs of Praise and Worship

### Prayer/Offering

Story 1 Jesus is Born (Bible)

Craft 1 Baby Jesus (coloring)

### Snack Time

Story 2 Leslie Shares Her Birthday (people)

Craft 2 Leslie (sticker)

### My Bible Verse

Story 3 Jesus' Birthday (acting)

Craft 3 Nativity (wheel)

Story 4 The Gift of Love (song)

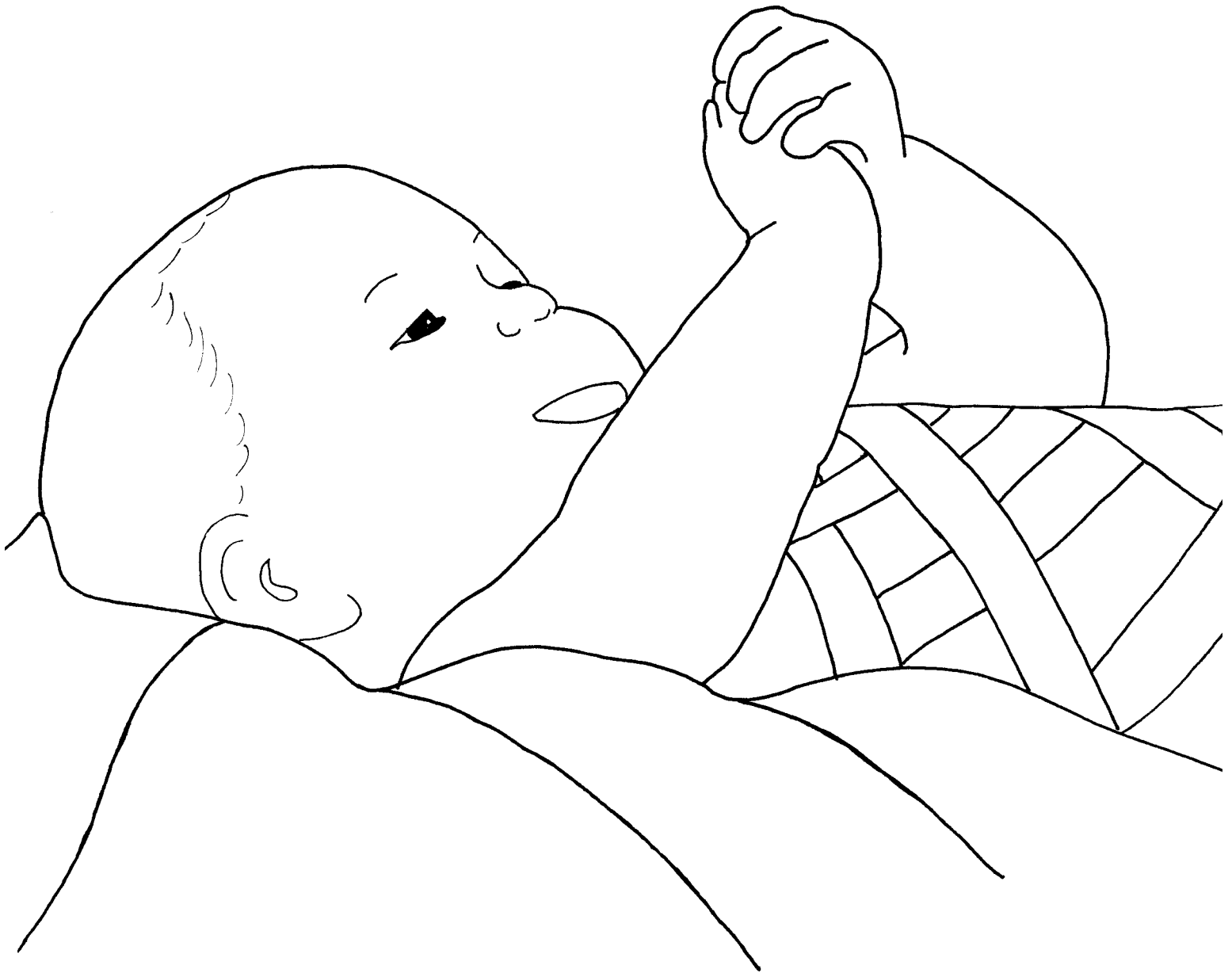
Craft 4 God's Gift (decorating)

# Jesus is Born

## Luke 2:1-20

Prison Scene (used with Cave Overlay), Purple Board, Hillside Overlay, Cave Overlay, Messenger Angel (9), Small Angels (10), Joseph Facing Left (21), Shepherds Facing Backwards (87), Shepherds Facing Forwards (88), Mary Sitting (103), Baby Jesus (111), Sheep (127), Sheep (128), Sheep (129), Sheep (130), Stool (233), Manger (238), Cow and Donkey (238A), Angel (2C), Angel (3C), Angel (4C), Angel (5C)

- 1. The glory of the Lord shone all around the shepherds, as they were watching their sheep.** *Display Purple Board, Hillside Overlay, Messenger Angel, Small Angels (in sky), Angels (in sky), Shepherds Facing Backwards, Sheep.*
  - A. God sent an angel to the shepherds who said, “Don’t be afraid. I bring you good news which is for everyone. Today a Savior who is Christ the Lord, has been born.”
  - B. Suddenly, there were many angels saying “Glory to God in the highest, and on earth peace, good will toward men.”
  
- 2. The shepherds ran to find baby Jesus.** *Display Prison Scene (used with Cave Overlay), Cave Overlay, Stool, Manger, Joseph Facing Left, Shepherds Facing Forwards, Mary Sitting, Baby Jesus, Cow and Donkey.*
  - A. The shepherds told Mary, “The angel said your baby is the Savior, Christ the Lord.” Mary remembered this all her life.
  - B. The shepherds told everyone in Bethlehem about baby Jesus.
  - C. The shepherds then returned to their sheep, praising God.
  
- 3. Jesus is God’s gift of love to each of you.**
  - A. Jesus came to bring you to God.
  - B. You can give Him your heart.



Baby Jesus was God's gift of love to us

## Leslie Shares Her Birthday

Leslie was so excited. Christmas was coming and it was her birthday, too.

Leslie's mommy told her, "We celebrate Christmas, because God gave us His Son, Jesus. Jesus is God's gift of love. He came to bring us to God. You can give Him your heart."

Leslie said, "I am very glad that my birthday is on Jesus' birthday. Can we have a birthday cake for Jesus, too?"

"Yes," said Mommy, "that would be lots of fun to sing Happy Birthday to Jesus and to you."

Happy Birthday \*\*\* Happy Birthday



## Jesus' Birthday

### Preparation:

Bring to class a realistic baby doll and two bath towels.

### What to Tell Them:

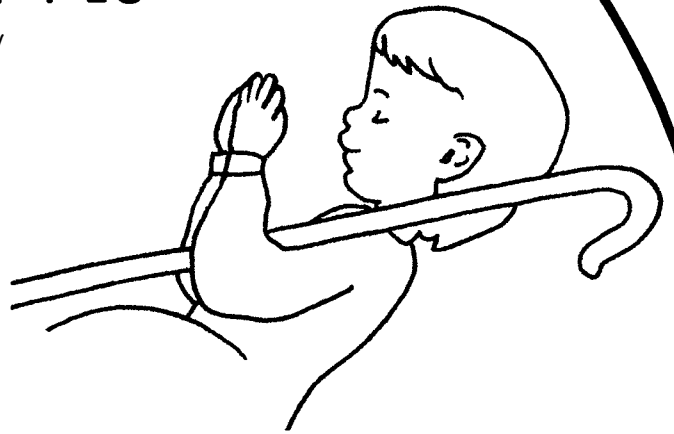
Who would like to be pretend to be Mary and Joseph? *Choose two children.* Put these towels over your head and hold the baby. Everyone else gets to be a shepherd.

The angels told the shepherds that the Savior, Christ the Lord, was born. *Say the following to the shepherds.* Shepherds, you may go over and see baby Jesus. God gave you the best gift of all when Jesus was born. Jesus came to bring you to God. You can give Him a gift for His birthday. You can give Him your heart.

Copy this page onto white or colored paper. Cut out wheel on solid line. Have children color each picture, or place stickers around the wheel, or glue the wheel onto colored paper. It is your choice!

...He loved us and  
sent His Son...  
1 John 4:10

NKJV



# The Gift of Love

(Sung to the tune of "Twinkle, Twinkle, Little Star")

Jesus is the gift of love,  
Come from Daddy God above.

Jesus is the gift of love,  
Come from Daddy God above.



## Instructions for God's Gift

### Materials Per Child:

- one "Gift" (see Preparation section)
- two sticky backed gift bows or two paper "Bows" (see Preparation section)


### Preparation:

Before class, copy the page with the "Gift" onto colored paper. If you cannot get sticky backed bows, then copy the page titled "Pattern for Bows" onto colored paper. Cut out "Bows." Bring all materials to class.

### What to Do:

During class, give each child a "Gift" and two sticky backed bows or two paper "Bows" (glue is needed for paper "Bows"). Have the children decorate their "Gift" with bows.

# God's Gift



to you

# Pattern for Bows

