

Text 2 Kings 4:8-17
Focus Every child is a gift from God
Verse Psalm 139:14 “I will praise You, for I am
 . . . wonderfully made . . .” NKJV

Songs of Praise and Worship

Prayer/Offering

Story 1 The Woman From Shunem (Bible)

Craft 1 Shunammite’s Son (coloring)

Snack Time

Story 2 Mike’s Birthday (people)

Craft 2 Mike (stickers)

My Bible Verse

Story 3 Gift From God (poem)

Craft 3 Gift From God (bracelet)

Story 4 All About You (tell me)

Craft 4 Little Boys and Girls (coloring)

The Woman From Shunem


2 Kings 4:8-17

Indoor Scene (used as rich home scene), Elisha (63), Woman (94), Baby (111), Table (227), Bed (229), Window (230), Chair (231), Door (236), Lamp Stand (330)

1. **A woman from Shunem was very kind to the prophet Elisha.** *Display Indoor Scene (used as rich home scene), Table, Bed, Window, Chair, Door, Lamp Stand, Elisha, Woman.*
 - A. She was always glad to have Elisha visit her.
 - B. She took care of Elisha by giving him food.
 - C. She and her husband built a special room for Elisha to sleep in when he came to visit.

2. **The Lord gave the woman a baby boy.**
 - A. Elisha wanted to show kindness to the woman.
 - B. He found out that she had never had a baby.
 - C. Elisha told her in faith, "You will have a baby boy."
 - D. The next year, her baby boy was born. *Add Baby (in Woman's arms).*
 - E. The baby was a gift from God.

3. **You are a gift from God.**
 - A. God knew all about you before you were born.
 - B. God made you and helped you to grow.
 - C. You are a gift to your mommy and daddy.



The Lord gave the woman from Shunem a son

Mike's Birthday

It was Mike's Birthday! He was ready to blow out the candles on his birthday cake.

Mike said, "I like getting presents on my birthday."

Daddy said, "Everybody likes presents. Did you know, Mike, that you were a present to Mommy and me? When you were born, we knew that you were a gift from God."

I will praise You, for I am
...wonderfully made...

Psalm 139:14

NKJV



Gift From God

When I was small, I came one day,
To waiting arms, and loving hearts.
Mommy and Daddy were so glad,
To have me as a gift from God.


Show small length.

Hold "baby".

Big smile.

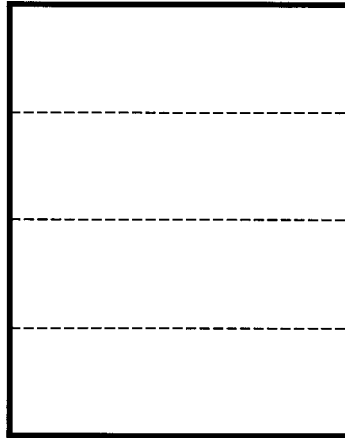
Point upwards.

Copy this page with "Stars" onto colored paper. Cut out "Stars." Punch hole at small circle. Thread piece of ribbon through hole. Have children string paper beads on ribbon. Tie ends to make bracelets. Make paper beads per the page titled "Instructions for Paper Beads."

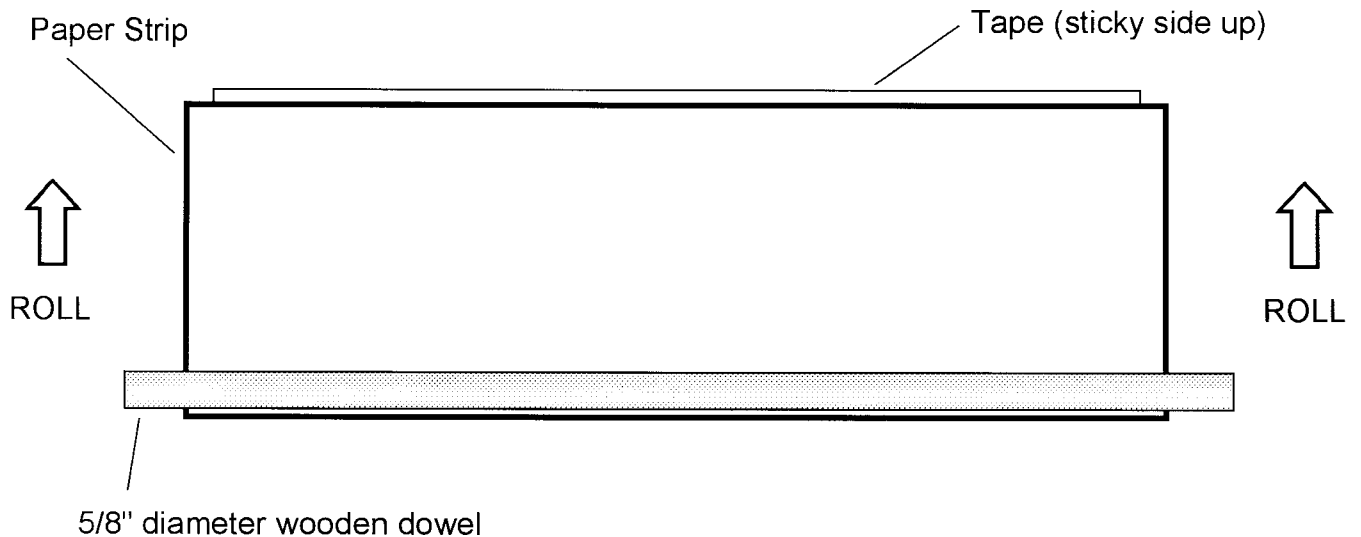


Instructions for Paper Beads

Cut a full sheet of colored paper into four equal strips as shown below. Cut at locations shown by dotted lines. NOTE: One full sheet makes enough paper beads for 2 children.



Lay paper strip on flat surface. Place tape along long edge of paper strip. Turn paper strip over so sticky side of tape is up as shown below. Use 5/8" diameter wooden dowel to roll paper into a tube. Tape will hold paper tube together. Remove dowel.



Cut paper tube into six paper beads as shown below. Cut at locations shown by dotted lines.



All About You


Can you tell me . . . who knew all about you before you were born? *Pause briefly.* God did.

Can you tell me . . . who made you? *Pause briefly.* God made you.

Can you tell me . . . who gave you to your mommy and daddy? *Pause briefly.* God did.



Little boys are a gift from God



Little girls are a gift from God